



lumini Solucoes em Iluminacao LTDA
www.lumini.com.br
Email:laboratorio@lumini.com.br
Tel:+55 11 3437-5555 Fax:+55 11 3437-5555
Address:Rua Ferreira Viana, 716 - Socorro - São Paulo/SP

lumini

LumCAT:

Luminaire: downled md r série 2 e

LampCAT: modulo led 27W 3000K irc 90

Ballast type: led driver 900mA

Report No:

Voltage(V): 221.0000

Test No:

Current(A): 0.1530

Number of Lamps: 1

Power (W): 31.9000

Lamp flux(lm): 3540.0

PF: 0.9300

Length(mm): 125

Width(mm): 125

Phm Type: C

Height(mm): 0

Photometric Results

Lumens(lm): 2612.59, Efficiency(%): 73.80% , Luminous Efficacy(lm/W): 81.90

Central intensity(cd): 2267.355, Maximum intensity(cd): 2328.623

Angle of maximum intensity: C=0.0 γ =13.0

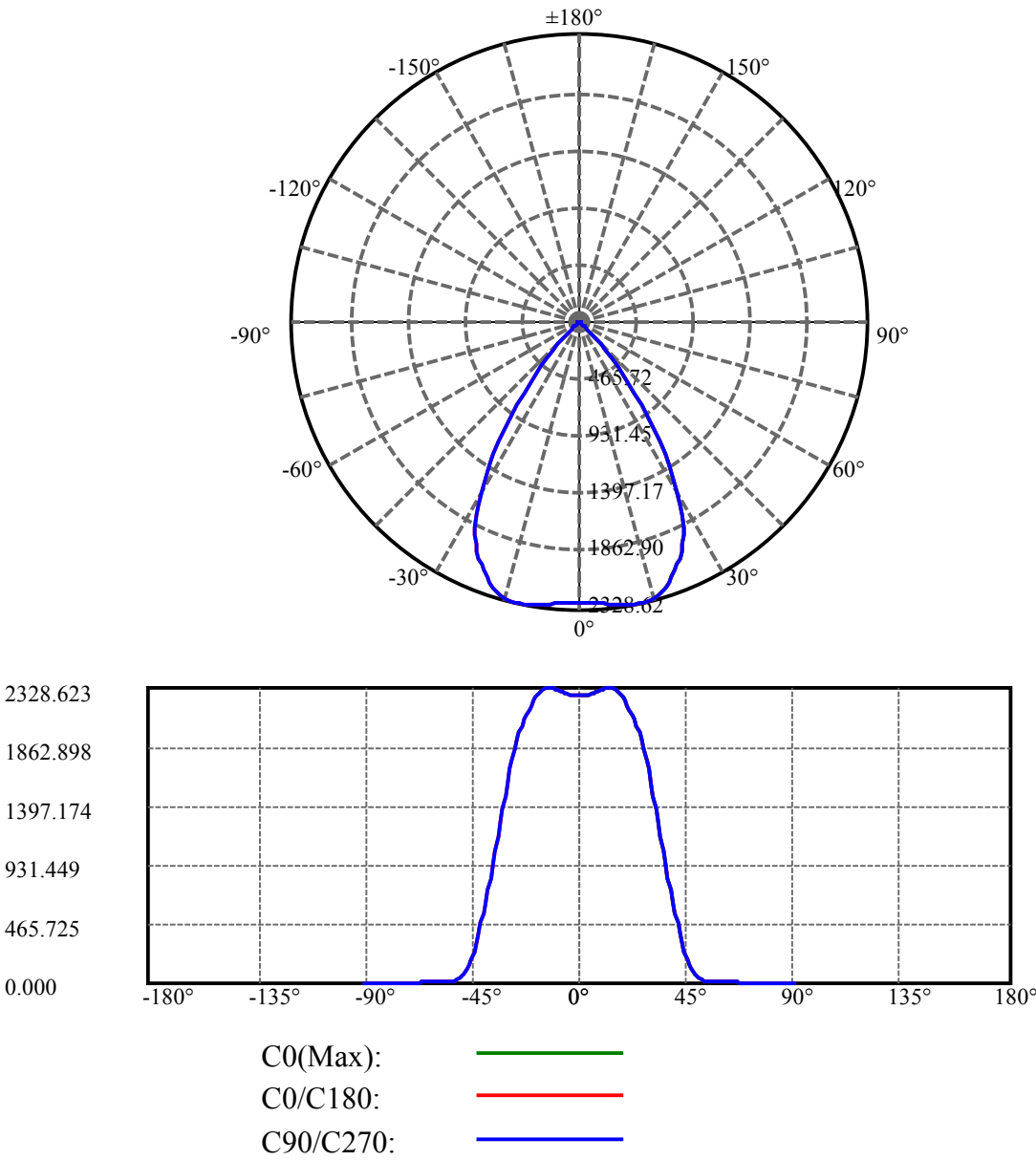
Beam angle of C0 plane : 68.39

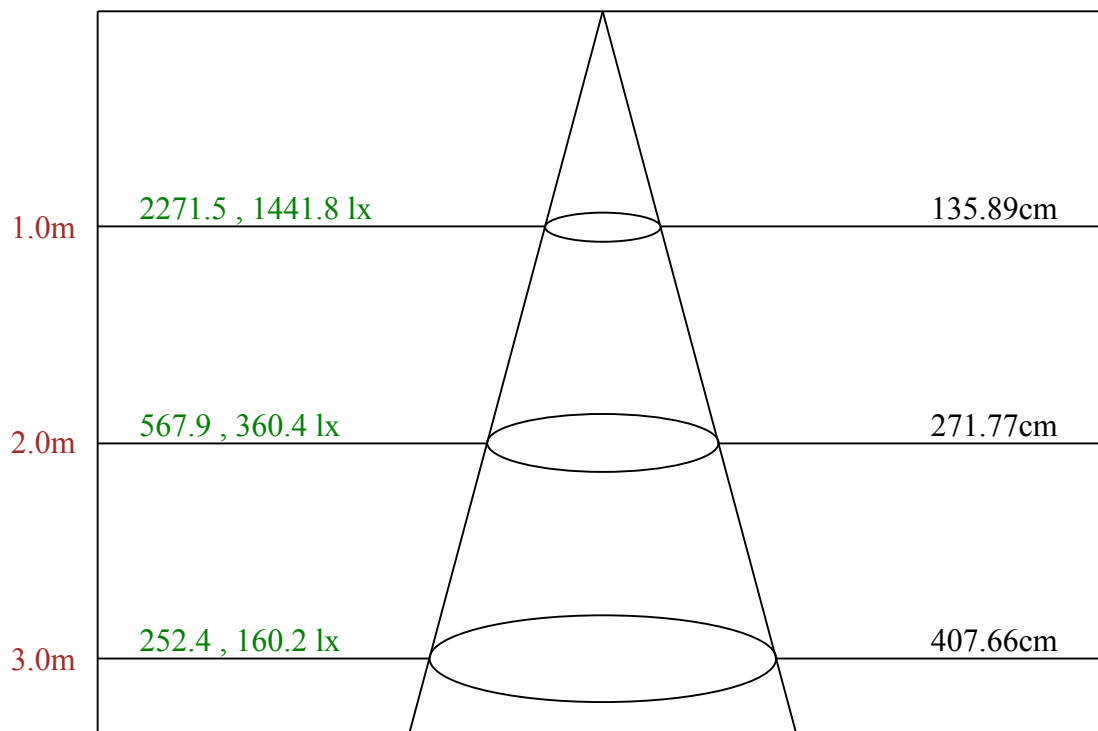
Aveage BeamAngle(IEC 61341):68.39

Equipment: equipamento lumini
Temperature(°C): 25.0

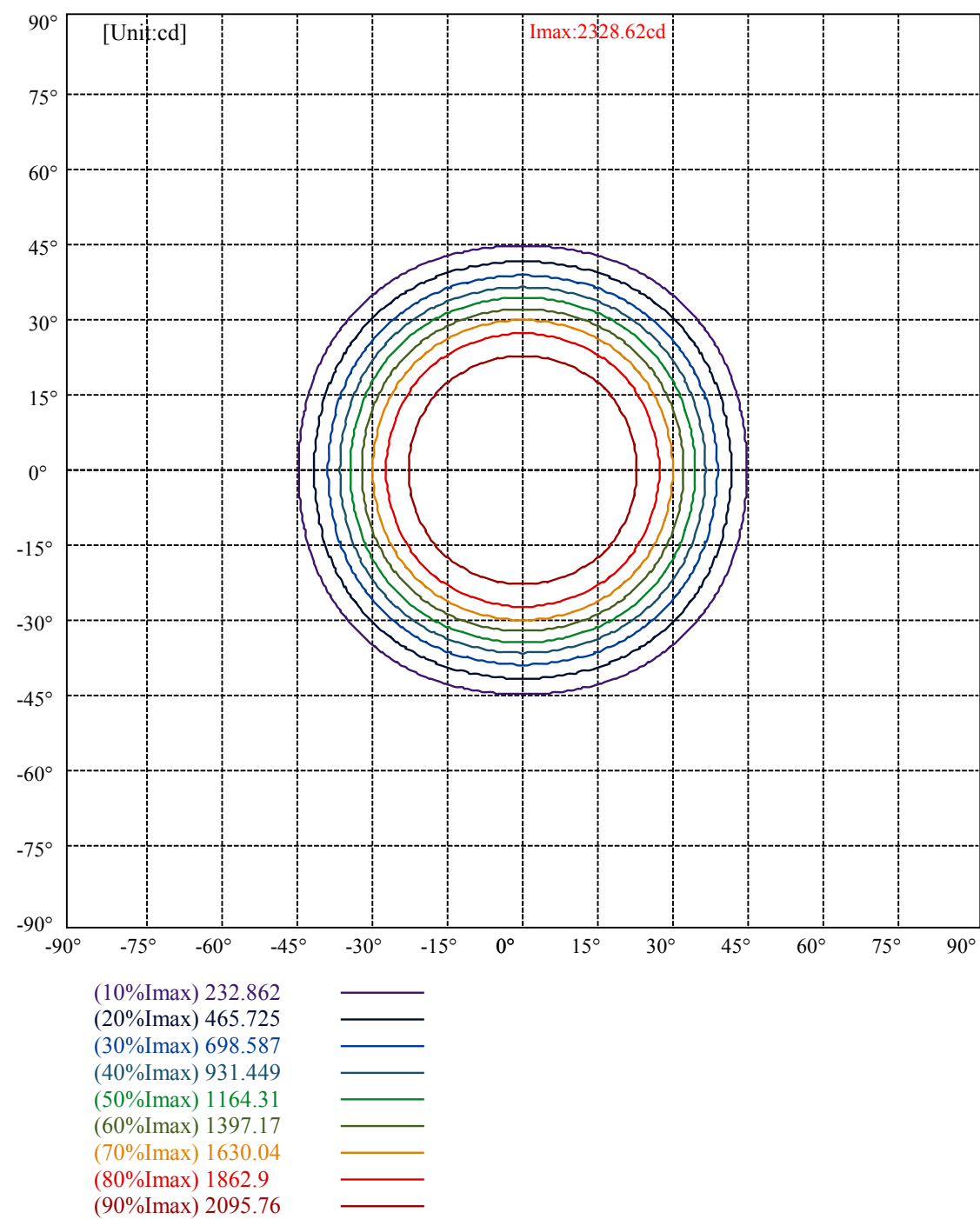
Date: 1/19/2024
Humidity(%): 55.0%

Operator: 01
Distance(m): 6.90





Max , Ave Beam angle of C0 plane 68.39



lumini

Luminance Limiting Curve(no luminous side)

Appendix Page: 5 Total:6

Luminance Table

γ	45	50	55	60	65	70	75	80	85
C0	17167	3834	1108	1092	1129	1280	1607	2294	4405
C45	17167	3834	1108	1092	1129	1280	1607	2294	4405
C90	17167	3834	1108	1092	1129	1280	1607	2294	4405

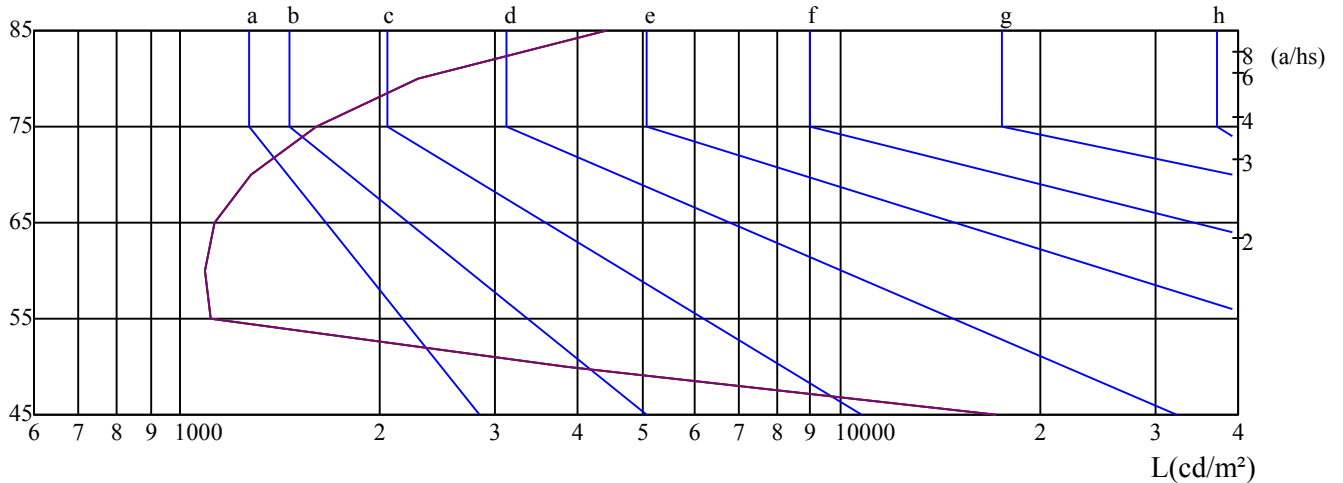
L(Hor)(65)	L(Ver)(65)	L45(65)	L(Hor)(75)	L(Ver)(75)	L45(75)	L(Hor)(85)	L(Ver)(85)	L45(85)
1129	1129	1129	1607	1607	1607	4405	4405	4405

Glare Table

Glare	Quality	Service Values Illuminance(lx)							
1.15	A	2000	1000	500	≤ 300				
1.5	B		2000	1000	500	≤ 300			
1.85	C			2000	1000	500	≤ 300		
2.2	D				2000	1000	500	≤ 300	
2.55	E					2000	1000	500	≤ 300
		a	b	c	d	e	f	g	h

Luminance Limiting Curve

$\gamma(^{\circ})$



C0 ———

C45 ———

C90 ———

Equipment: equipamento lumini
Temperature($^{\circ}\text{C}$): 25.0

Date: 1/19/2024
Humidity(%): 55.0%

Operator: 01
Distance(m): 6.90

Illumination assessment according UGR											
Rf of Ceiling	70	70	50	50	30	70	70	50	50	30	
Rf of Wall	50	30	50	30	30	50	30	50	30	30	
Rf of Floor	20	20	20	20	20	20	20	20	20	20	
Room dimensions		Viewed crosswise					Viewed endwise				
X	Y										
2H	2H	21.16	22.15	21.52	22.46	22.77	20.70	21.68	21.06	21.99	22.31
	3H	20.96	21.83	21.35	22.17	22.52	20.50	21.37	20.89	21.71	22.06
	4H	20.87	21.67	21.27	22.03	22.39	20.41	21.21	20.81	21.57	21.94
	6H	20.79	21.53	21.21	21.91	22.30	20.33	21.07	20.75	21.45	21.85
	8H	20.73	21.43	21.15	21.82	22.23	20.27	20.98	20.70	21.36	21.77
	12H	20.68	21.35	21.11	21.74	22.16	20.23	20.89	20.65	21.29	21.71
4H	2H	20.85	21.66	21.25	22.01	22.38	20.39	21.20	20.79	21.55	21.92
	3H	20.62	21.29	21.04	21.69	22.10	20.16	20.83	20.59	21.23	21.64
	4H	20.55	21.13	20.99	21.56	22.01	20.10	20.68	20.54	21.10	21.55
	6H	20.44	20.95	20.91	21.40	21.86	19.99	20.50	20.46	20.95	21.40
	8H	20.40	20.88	20.89	21.34	21.81	19.96	20.43	20.44	20.89	21.36
	12H	20.39	20.83	20.88	21.28	21.80	19.95	20.39	20.44	20.84	21.36
8H	4H	20.36	20.83	20.84	21.29	21.77	19.90	20.38	20.39	20.84	21.31
	6H	20.24	20.63	20.75	21.11	21.62	19.79	20.18	20.30	20.66	21.18
	8H	20.27	20.60	20.80	21.12	21.62	19.83	20.15	20.36	20.68	21.17
	12H	20.29	20.54	20.83	21.06	21.58	19.85	20.11	20.40	20.62	21.15
12H	4H	20.31	20.75	20.80	21.20	21.72	19.85	20.29	20.34	20.74	21.26
	6H	20.23	20.56	20.77	21.08	21.58	19.79	20.11	20.32	20.64	21.13
	8H	20.23	20.48	20.77	21.00	21.52	19.79	20.04	20.33	20.56	21.08
Variation with the observer position at spacings:											
S = 1.0H		4.6/-14.5					4.6/-14.5				
S = 1.5H		7.4/-12.4					7.4/-12.4				
S = 2.0H		9.3/-10.8					9.3/-10.8				
Standard tables:		BK0					BK0				
Uncorrected UGR		0.8					0.8				

依据CIE Publ. 117 计算 UGR, S/H = 0.25